



Quick Installation Guide

MPPT WireBox-XL MC4

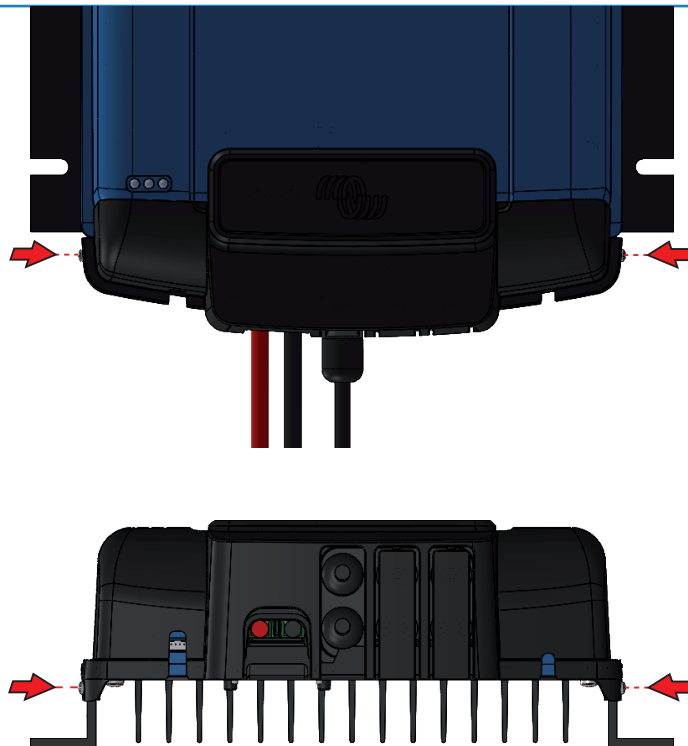
www.victronenergy.com



STEP 1: Mount the 'steel base' to the MPPT before installation to the wall.



STEP 2: After mounting the MPPT to the wall, secure the cables.



STEP 3: Place the WireBox cover and fasten with two screws.