

585W MBB

LR
Series

Higher output power



Lower LCOE



Less shading and lower resistive loss



Better mechanical loading tolerance



12-year product warranty



25-year linear power output warranty

Half-cell Module JAM72S30 LR 560-585

Comprehensive Certificates

- IEC 61215, IEC 61730, UL 61215, UL 61730
- ISO 9001: 2015 Quality management systems
- ISO 14001: 2015 Environmental management systems
- ISO 45001: 2018 Occupational health and safety management systems
- IEC 62941: 2019 Terrestrial photovoltaic (PV) modules - Quality system for PV module manufacturing



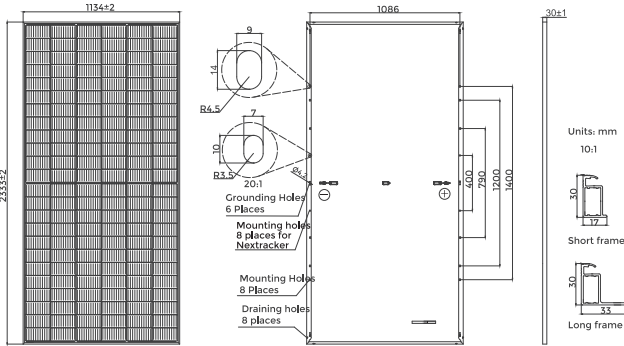


585W MBB

560-585

JAM72S30

LR
 Series



Remark: customized frame color and cable length available upon request

Cell	Mono
Weight	28kg
Dimensions	2333±2mm×1134±2mm×30±1mm
Cable Cross Section Size	4mm ² (IEC), 12 AWG(UL)
No. of cells	144(6x24)
Junction Box	IP68, 3 diodes
Connector	QC 4.10-351/ MC4-EVO2A
Cable Length (Including Connector)	Portrait: 300mm(+)/400mm(-); 800mm(+)/800mm(-)(Leapfrog) Landscape: 1400mm(+)/1400mm(-)
Front Glass	3.2mm
Packaging Configuration	36pcs/Pallet, 720pcs/40ft Container

ELECTRICAL PARAMETERS AT STC

TYPE	JAM72S30 -560/LR	JAM72S30 -565/LR	JAM72S30 -570/LR	JAM72S30 -575/LR	JAM72S30 -580/LR	JAM72S30 -585/LR
Rated Maximum Power(Pmax) [W]	560	565	570	575	580	585
Open Circuit Voltage(Voc) [V]	50.32	50.50	50.68	50.86	51.04	51.22
Maximum Power Voltage(Vmp) [V]	41.49	41.68	41.87	42.05	42.24	42.42
Short Circuit Current(Isc) [A]	14.25	14.31	14.37	14.44	14.50	14.56
Maximum Power Current(Imp) [A]	13.50	13.56	13.62	13.67	13.73	13.79
Module Efficiency [%]	21.2	21.4	21.5	21.7	21.9	22.1
Power Tolerance	0~+5W					
Temperature Coefficient of Isc(α _{Isc})	+0.045%/ C					
Temperature Coefficient of Voc(β _{Voc})	-0.275%/ C					
Temperature Coefficient of Pmax(γ _{Pmp})	-0.350%/ C					
STC	Irradiance 1000W/m ² , cell temperature 25 C, AM1.5G					

Remark: Electrical data in this catalog do not refer to a single module and they are not part of the offer. They only serve for comparison among different module types.

ELECTRICAL PARAMETERS AT NOCT

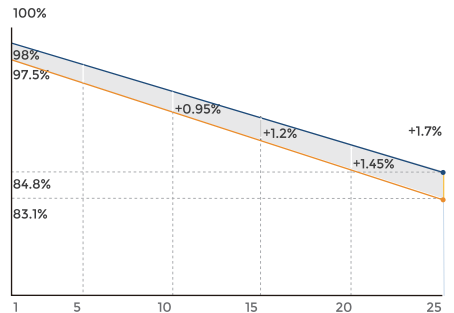
TYPE	JAM72S30 -560/LR	JAM72S30 -565/LR	JAM72S30 -570/LR	JAM72S30 -575/LR	JAM72S30 -580/LR	JAM72S30 -585/LR
Rated Max Power(Pmax) [W]	424	428	431	435	439	443
Open Circuit Voltage(Voc) [V]	47.62	47.79	47.96	48.13	48.30	48.74
Max Power Voltage(Vmp) [V]	39.26	39.44	39.62	39.79	39.97	40.14
Short Circuit Current(Isc) [A]	11.40	11.45	11.50	11.55	11.60	11.65
Max Power Current(Imp) [A]	10.80	10.85	10.89	10.94	10.99	11.03
NOCT	Irradiance 800W/m ² , ambient temperature 20 C, wind speed 1m/s, AM1.5G					

*For Nexttracker installations, maximum static load please take compatibility approve letter between JA Solar and Nexttracker for reference.

CHARACTERISTICS

SUPERIOR WARRANTY

0.55% Annual Degradation Over 25 years

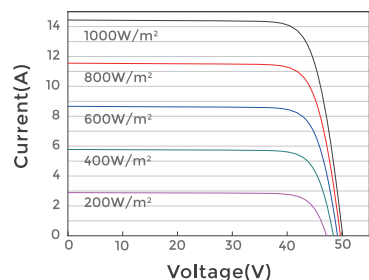


- New linear power warranty
- Standard module linear power warranty

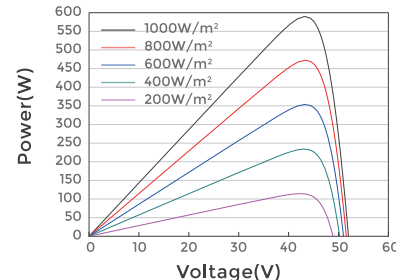
OPERATING CONDITIONS

Maximum System Voltage	1000V/1500V DC
Operating Temperature	-40°C~+85°C
Maximum Series Fuse Rating	25A
Maximum Static Load,Front*	5400Pa(112lb/ft ²)
Maximum Static Load,Back*	2400Pa(50lb/ft ²)
NOCT	45±2°C
Safety Class	Class II
Fire Performance	UL Type 1

Current-Voltage Curve **JAM72S30-575/LR**



Power-Voltage Curve **JAM72S30-575/LR**



Current-Voltage Curve **JAM72S30-575/LR**

